

National Minority Adult Questionnaire

Description: I would like to have a phone conversation about this survey before being made. I want a mass mailing to certain individuals as well as generic link. Will someone please contact me prior to starting.


Date Created: 1/28/2016 12:17:10 PM

Date Range: 2/15/2016 8:00:00 AM - 4/6/2016 4:00:00 PM

Total Respondents: 259

| Q1. How would you describe yourself? (Gender) | | | |
|---|---------|--|-----------------------------|
| Count | Percent | | |
| 63 | 24.51% | | Male |
| 192 | 74.71% | | Female |
| 2 | 0.78% | | Transgender: Male to female |
| 0 | 0.00% | | Transgender: Female to male |
| 257 Respondents | | | |

| Q2. In what year were you born? (Enter all four digits of the year) | | | |
|---|---------|--|------|
| Count | Percent | | |
| 257 | 100.00% | | |
| Count | Percent | | |
| 1 | 0.39% | | 7197 |
| 2 | 0.78% | | 1998 |
| 59 | 22.96% | | 1997 |
| 53 | 20.62% | | 1996 |
| 29 | 11.28% | | 1995 |
| 17 | 6.61% | | 1994 |
| 16 | 6.23% | | 1993 |
| 5 | 1.95% | | 1992 |
| 6 | 2.33% | | 1991 |
| 7 | 2.72% | | 1990 |
| 8 | 3.11% | | 1989 |
| 2 | 0.78% | | 1988 |
| 6 | 2.33% | | 1987 |
| 1 | 0.39% | | 1986 |
| 2 | 0.78% | | 1985 |
| 3 | 1.17% | | 1983 |
| 1 | 0.39% | | 1982 |
| 1 | 0.39% | | 1981 |











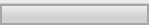
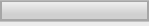


| | | | |
|---|-------|---|------|
| 5 | 1.95% |  | 1980 |
| 5 | 1.95% |  | 1978 |
| 1 | 0.39% |  | 1977 |
| 1 | 0.39% |  | 1976 |
| 2 | 0.78% |  | 1975 |
| 2 | 0.78% |  | 1974 |
| 3 | 1.17% |  | 1972 |
| 3 | 1.17% |  | 1971 |
| 1 | 0.39% |  | 1970 |
| 1 | 0.39% |  | 1967 |
| 1 | 0.39% |  | 1966 |
| 1 | 0.39% |  | 1965 |
| 1 | 0.39% |  | 1964 |
| 2 | 0.78% |  | 1961 |
| 1 | 0.39% |  | 1959 |
| 1 | 0.39% |  | 1958 |
| 1 | 0.39% |  | 1957 |
| 1 | 0.39% |  | 1956 |
| 1 | 0.39% |  | 1953 |
| 1 | 0.39% |  | 1952 |
| 1 | 0.39% |  | 1942 |
| 1 | 0.39% |  | 1197 |
| 1 | 0.39% |  | 1007 |

257 Respondents

Q3. Are you of Hispanic, Latino/a, or Spanish origin? (If yes, you may select one or more categories)

| Count | Respondent % | Response % | | |
|-------|--------------|------------|---|--|
| 226 | 91.13% | 90.40% |  | No, not of Hispanic, Latino/a, or Spanish origin |
| 8 | 3.23% | 3.20% |  | Yes, Mexican, Mexican American, Chicano/a |
| 6 | 2.42% | 2.40% |  | Yes, Puerto Rican |
| 3 | 1.21% | 1.20% |  | Yes, Cuban |
| 7 | 2.82% | 2.80% |  | Yes, another Hispanic, Latino/a, or Spanish origin |
| 248 | Respondents | | | |
| 250 | Responses | | | |

Q4. What is your race? (Select one or more)

| Count | Respondent % | Response % | | |
|-----------------|--------------|------------|---|----------------------------------|
| 57 | 22.27% | 18.57% |  | White |
| 206 | 80.47% | 67.10% |  | Black or African American |
| 30 | 11.72% | 9.77% |  | American Indian or Alaska Native |
| 1 | 0.39% | 0.33% |  | Asian Indian |
| 4 | 1.56% | 1.30% |  | Chinese |
| 0 | 0.00% | 0.00% |  | Filipino |
| 1 | 0.39% | 0.33% |  | Japanese |
| 0 | 0.00% | 0.00% |  | Korean |
| 1 | 0.39% | 0.33% |  | Vietnamese |
| 1 | 0.39% | 0.33% |  | Other Asian |
| 2 | 0.78% | 0.65% |  | Native Hawaiian |
| 0 | 0.00% | 0.00% |  | Guamanian or Chamorro |
| 0 | 0.00% | 0.00% |  | Samoan |
| 4 | 1.56% | 1.30% |  | Other Pacific Islander |
| 256 Respondents | | | | |
| 307 Responses | | | | |

Q5. How would you describe yourself? (Sexual orientation)

| Count | Percent | | |
|-----------------|---------|---|--------------------------|
| 238 | 92.61% |  | Straight or heterosexual |
| 12 | 4.67% |  | Bisexual |
| 2 | 0.78% |  | Gay or lesbian |
| 5 | 1.95% |  | Unsure |
| 257 Respondents | | | |

Q6. How well do you speak English?

| Count | Percent | | |
|-----------------|---------|---|------------|
| 240 | 93.75% |  | Very well |
| 15 | 5.86% |  | Well |
| 0 | 0.00% |  | Not well |
| 1 | 0.39% |  | Not at all |
| 256 Respondents | | | |

Q7. What is your primary spoken language?

| Count | Percent | | |
|-------|-------------|--|---|
| 243 | 94.55% | | English |
| 3 | 1.17% | | Spanish |
| 3 | 1.17% | | Asian (Chinese, Japanese, or other) |
| 1 | 0.39% | | American Indian (Apache, Blackfoot, Navajo, or other) |
| 7 | 2.72% | | Other |
| 257 | Respondents | | |

Q8. What is the highest level of education you have finished, whether or not you received a degree?

| Count | Percent | | |
|-------|-------------|--|--|
| 0 | 0.00% | | Elementary school |
| 0 | 0.00% | | Middle school |
| 126 | 50.20% | | High school |
| 27 | 10.76% | | Community college or technical or trade school |
| 79 | 31.47% | | Four-year college |
| 19 | 7.57% | | Beyond four year college |
| 251 | Respondents | | |



Q9. Are you currently attending college?

| Count | Percent | | |
|-------|-------------|--|------------------------|
| 1 | 0.40% | | No |
| 167 | 66.53% | | Yes, I live on campus |
| 83 | 33.07% | | Yes, I live off campus |
| 251 | Respondents | | |




Q10. Which of the following best describes you? (Mark the one that fits best)

| Count | Percent | | |
|-------|-------------|--|---|
| 41 | 16.40% | | Employed full-time (35+ hours per week) |
| 68 | 27.20% | | Employed part-time |
| 134 | 53.60% | | Unemployed (full-time student) |
| 7 | 2.80% | | Unemployed (other reason) |
| 250 | Respondents | | |





Q11. Because of a physical, mental, or emotional condition, do you have difficulty doing errands alone - such as visiting a doctor's office or shopping?

| Count | Percent | | |
|-----------------|---------|---|-----|
| 18 | 7.20% |  | Yes |
| 232 | 92.80% |  | No |
| 250 Respondents | | | |





Q12. If you have ever been in juvenile/adult detention, jail, or prison for more than 3 days, how long has it been since you last got out?

| Count | Percent | | |
|-----------------|---------|---|---|
| 242 | 97.58% |  | Never in juvenile/adult detention, jail, or prison for more than 3 days |
| 0 | 0.00% |  | Less than two years |
| 6 | 2.42% |  | Two years or more |
| 248 Respondents | | | |

Q13. Have you ever served in the Armed Forces, in the Reserves, or the National Guard? (Select all that apply)

| Count | Respondent % | Response % | | |
|-----------------|--------------|------------|---|----------------------------|
| 240 | 95.62% | 95.24% |  | No |
| 6 | 2.39% | 2.38% |  | Yes, in the Armed Forces |
| 5 | 1.99% | 1.98% |  | Yes, in the Reserves |
| 1 | 0.40% | 0.40% |  | Yes, in the National Guard |
| 251 Respondents | | | | |
| 252 Responses | | | | |

Q14. Are you currently on active duty in the Armed Forces, in the Reserves, or the National Guard?

| Count | Percent | | |
|----------------|---------|---|---|
| 0 | 0.00% |  | Yes, in the Armed Forces |
| 2 | 18.18% |  | Yes, in the Reserves |
| 0 | 0.00% |  | Yes, in the National Guard |
| 9 | 81.82% |  | No, separated or retired from Armed Forces, Reserves, or National Guard |
| 11 Respondents | | | |

Q15. Have you ever been deployed to a combat zone? (Select all that apply)

| Count | Percent | | |
|----------------|---------|--|---|
| 9 | 81.82% | | Never deployed |
| 1 | 9.09% | | Iraq or Afghanistan (e.g., Operation Enduring Freedom/Operation Iraqi Freedom/Operation New Dawn) |
| 0 | 0.00% | | Persian Gulf (Operation Desert Shield or Desert Storm) |
| 1 | 9.09% | | Vietnam/Southeast Asia |
| 0 | 0.00% | | Korea |
| 0 | 0.00% | | WWII |
| 0 | 0.00% | | Deployed to a combat zone not listed above (e.g., Somalia, Bosnia, Kosovo) |
| 11 Respondents | | | |

Q16. Is anyone in your family or someone close to you on active duty in the Armed Forces, in the Reserves, or the National Guard, or separated or retired from the Armed Forces, in the Reserves, or the National Guard?

| Count | Percent | | |
|-----------------|---------|--|-----------------------|
| 158 | 63.71% | | No |
| 36 | 14.52% | | Yes, 1 person |
| 26 | 10.48% | | Yes, 2 people |
| 11 | 4.44% | | Yes, 3 people |
| 10 | 4.03% | | Yes, 4 people |
| 3 | 1.21% | | Yes, 5 people |
| 4 | 1.61% | | Yes, 6 or more people |
| 248 Respondents | | | |

Q17. Answer the following questions for each person you checked in the previous question (up to six people). Service member's relationship to you: - Service Member #1

| Count | Percent | | |
|----------------|---------|--|----------------|
| 22 | 24.72% | | Mother/Father |
| 15 | 16.85% | | Brother/Sister |
| 4 | 4.49% | | Spouse/Partner |
| 2 | 2.25% | | Child |
| 46 | 51.69% | | Other |
| 89 Respondents | | | |

Q18. Answer the following questions for each person you checked in the previous question (up to six people).Service member's relationship to you: - Service Member #2

| Count | Percent | | |
|-------|-------------|--|----------------|
| 3 | 5.66% | | Mother/Father |
| 5 | 9.43% | | Brother/Sister |
| 1 | 1.89% | | Spouse/Partner |
| 0 | 0.00% | | Child |
| 44 | 83.02% | | Other |
| 53 | Respondents | | |

Q19. Answer the following questions for each person you checked in the previous question (up to six people).Service member's relationship to you: - Service Member #3

| Count | Percent | | |
|-------|-------------|--|----------------|
| 0 | 0.00% | | Mother/Father |
| 4 | 14.29% | | Brother/Sister |
| 0 | 0.00% | | Spouse/Partner |
| 0 | 0.00% | | Child |
| 24 | 85.71% | | Other |
| 28 | Respondents | | |

Q20. Answer the following questions for each person you checked in the previous question (up to six people).Service member's relationship to you: - Service Member #4

| Count | Percent | | |
|-------|-------------|--|----------------|
| 0 | 0.00% | | Mother/Father |
| 0 | 0.00% | | Brother/Sister |
| 0 | 0.00% | | Spouse/Partner |
| 0 | 0.00% | | Child |
| 19 | 100.00% | | Other |
| 19 | Respondents | | |

Q21. Answer the following questions for each person you checked in the previous question (up to six people).Service member's relationship to you: - Service Member #5

| Count | Percent | | |
|-------|-------------|--|----------------|
| 0 | 0.00% | | Mother/Father |
| 1 | 7.69% | | Brother/Sister |
| 0 | 0.00% | | Spouse/Partner |
| 0 | 0.00% | | Child |
| 12 | 92.31% | | Other |
| 13 | Respondents | | |

Q22. Answer the following questions for each person you checked in the previous question (up to six people).Service member's relationship to you: - Service Member #6

| Count | Percent | | |
|-------|-------------|--|----------------|
| 0 | 0.00% | | Mother/Father |
| 0 | 0.00% | | Brother/Sister |
| 0 | 0.00% | | Spouse/Partner |
| 0 | 0.00% | | Child |
| 12 | 100.00% | | Other |
| 12 | Respondents | | |

Q23. How much do people risk harming themselves physically or in other ways when they smoke one or more packs of cigarettes per day?

| Count | Percent | | |
|-------|-------------|--|-------------------------|
| 8 | 3.29% | | No risk |
| 3 | 1.23% | | Slight risk |
| 29 | 11.93% | | Moderate risk |
| 192 | 79.01% | | Great risk |
| 11 | 4.53% | | Don't know or can't say |
| 243 | Respondents | | |

Q24. How much do people risk harming themselves physically or in other ways when they smoke marijuana once or twice a week?

| Count | Percent | | |
|-------|-------------|--|-------------------------|
| 45 | 18.52% | | No risk |
| 55 | 22.63% | | Slight risk |
| 49 | 20.16% | | Moderate risk |
| 58 | 23.87% | | Great risk |
| 36 | 14.81% | | Don't know or can't say |
| 243 | Respondents | | |






Q25. How much do people risk harming themselves physically or in other ways when they have five or more drinks of an alcoholic beverage once or twice a week?

| Count | Percent | | |
|-------|-------------|--|-------------------------|
| 7 | 2.90% | | No risk |
| 26 | 10.79% | | Slight risk |
| 65 | 26.97% | | Moderate risk |
| 132 | 54.77% | | Great risk |
| 11 | 4.56% | | Don't know or can't say |
| 241 | Respondents | | |






Q26. How many of your friends and acquaintances often have 5 or more drinks in one sitting?

| Count | Percent | | |
|-------|-------------|---|---------------|
| 103 | 42.74% |  | None of them |
| 92 | 38.17% |  | A few of them |
| 31 | 12.86% |  | Some of them |
| 11 | 4.56% |  | Most of them |
| 4 | 1.66% |  | All of them |
| 241 | Respondents | | |

Q27. How would you feel about your close friends frequently having 5 or more drinks in one sitting?

| Count | Percent | | |
|-------|-------------|---|--|
| 77 | 31.69% |  | I would strongly disapprove |
| 66 | 27.16% |  | I would disapprove |
| 96 | 39.51% |  | I would neither approve nor disapprove |
| 1 | 0.41% |  | I would approve |
| 3 | 1.23% |  | I would strongly approve |
| 243 | Respondents | | |

Q28. How would you feel about your close friends regularly engaging in unprotected sexual activity?

| Count | Percent | | |
|-------|-------------|---|--|
| 123 | 50.62% |  | I would strongly disapprove |
| 54 | 22.22% |  | I would disapprove |
| 61 | 25.10% |  | I would neither approve nor disapprove |
| 3 | 1.23% |  | I would approve |
| 2 | 0.82% |  | I would strongly approve |
| 243 | Respondents | | |

Q29. If they have sex (oral, vaginal, or anal) without a condom or dental dam?

| Count | Percent | | |
|-------|-------------|---|---------------|
| 4 | 1.69% |  | No risk |
| 23 | 9.75% |  | Slight risk |
| 58 | 24.58% |  | Moderate risk |
| 151 | 63.98% |  | Great risk |
| 236 | Respondents | | |

Q30. If they have sex while high on drugs or under the influence of alcohol?

| Count | Percent | | |
|-------|-------------|--|---------------|
| 7 | 2.93% | | No risk |
| 19 | 7.95% | | Slight risk |
| 52 | 21.76% | | Moderate risk |
| 161 | 67.36% | | Great risk |
| 239 | Respondents | | |

Q31. If they shared unsanitized needles or works when using drugs?

| Count | Percent | | |
|-------|-------------|--|---------------|
| 3 | 1.26% | | No risk |
| 0 | 0.00% | | Slight risk |
| 5 | 2.10% | | Moderate risk |
| 230 | 96.64% | | Great risk |
| 238 | Respondents | | |





Q32. Refuse to have sex with your partner because you weren't in the mood?

| Count | Percent | | |
|-------|-------------|--|------------|
| 20 | 8.66% | | Not at all |
| 15 | 6.49% | | A little |
| 37 | 16.02% | | Somewhat |
| 159 | 68.83% | | Very much |
| 231 | Respondents | | |

Q33. Ask your partner to wait while you got a condom or dental dam?

| Count | Percent | | |
|-------|-------------|--|------------|
| 9 | 3.91% | | Not at all |
| 13 | 5.65% | | A little |
| 20 | 8.70% | | Somewhat |
| 188 | 81.74% | | Very much |
| 230 | Respondents | | |

Q34. Tell your partner how to treat you sexually?

| Count | Percent | | |
|-------|-------------|---|------------|
| 12 | 5.22% |  | Not at all |
| 8 | 3.48% |  | A little |
| 38 | 16.52% |  | Somewhat |
| 172 | 74.78% |  | Very much |
| 230 | Respondents | | |

Q35. Refuse to engage in sexual practices you didn't like?

| Count | Percent | | |
|-------|-------------|---|------------|
| 17 | 7.36% |  | Not at all |
| 6 | 2.60% |  | A little |
| 18 | 7.79% |  | Somewhat |
| 190 | 82.25% |  | Very much |
| 231 | Respondents | | |

Q36. Ask your partner to use a condom or dental dam?

| Count | Percent | | |
|-------|-------------|---|------------|
| 13 | 5.65% |  | Not at all |
| 7 | 3.04% |  | A little |
| 16 | 6.96% |  | Somewhat |
| 194 | 84.35% |  | Very much |
| 230 | Respondents | | |

Q37. Refuse to have sex because your partner did not want to use a condom or dental dam?

| Count | Percent | | |
|-------|-------------|---|------------|
| 19 | 8.26% |  | Not at all |
| 10 | 4.35% |  | A little |
| 23 | 10.00% |  | Somewhat |
| 178 | 77.39% |  | Very much |
| 230 | Respondents | | |

Q38. Only people who look sick can spread HIV/AIDS.

| Count | Percent | | |
|-------|-------------|-------------------------------------|------------|
| 1 | 0.43% | <input type="checkbox"/> | True |
| 230 | 98.29% | <input checked="" type="checkbox"/> | False |
| 3 | 1.28% | <input type="checkbox"/> | Don't know |
| 234 | Respondents | | |

Q39. Only people who have sexual intercourse with gay (homosexual) people get HIV/AIDS.

| Count | Percent | | |
|-------|-------------|-------------------------------------|------------|
| 0 | 0.00% | <input type="checkbox"/> | True |
| 227 | 97.42% | <input checked="" type="checkbox"/> | False |
| 6 | 2.58% | <input type="checkbox"/> | Don't know |
| 233 | Respondents | | |

Q40. Birth control pills protect women from getting HIV/AIDS.

| Count | Percent | | |
|-------|-------------|-------------------------------------|------------|
| 2 | 0.86% | <input type="checkbox"/> | True |
| 221 | 94.85% | <input checked="" type="checkbox"/> | False |
| 10 | 4.29% | <input type="checkbox"/> | Don't know |
| 233 | Respondents | | |



Q41. There are drugs available to treat HIV that can lengthen the life of a person infected with the virus.

| Count | Percent | | |
|-------|-------------|-------------------------------------|------------|
| 177 | 75.97% | <input checked="" type="checkbox"/> | True |
| 19 | 8.15% | <input type="checkbox"/> | False |
| 37 | 15.88% | <input type="checkbox"/> | Don't know |
| 233 | Respondents | | |



Q42. There is no cure for AIDS.

| Count | Percent | | |
|-------|-------------|-------------------------------------|------------|
| 178 | 76.07% | <input checked="" type="checkbox"/> | True |
| 27 | 11.54% | <input type="checkbox"/> | False |
| 29 | 12.39% | <input type="checkbox"/> | Don't know |
| 234 | Respondents | | |





Q43. Would you know where to go near where you live to see a health care professional regarding HIV/AIDS or other sexually transmitted health issues?

| Count | Percent | | |
|-------|-------------|---|-----|
| 201 | 87.39% |  | Yes |
| 29 | 12.61% |  | No |
| 230 | Respondents | | |



Q44. Would you know where to go near where you live to see a health care professional regarding a drug or alcohol problem?

| Count | Percent | | |
|-------|-------------|---|-----|
| 181 | 78.35% |  | Yes |
| 50 | 21.65% |  | No |
| 231 | Respondents | | |










Q45. When you need medical help, generally how difficult is it for you to get to a service provider? Would you say it is:

| Count | Percent | | |
|-------|-------------|---|----------------------|
| 92 | 40.00% |  | Not at all difficult |
| 77 | 33.48% |  | Not too difficult |
| 51 | 22.17% |  | Somewhat difficult |
| 10 | 4.35% |  | Very difficult |
| 230 | Respondents | | |



Q46. In your day-to-day life, do you ever feel that you are treated with less respect or receive poorer services than other people?

| Count | Percent | | |
|-------|-------------|---|-----|
| 169 | 73.48% |  | No |
| 61 | 26.52% |  | Yes |
| 230 | Respondents | | |



Q47. What do you think is the main reason for these experiences? (Check all that apply to you. If none of the answers apply, check "None of the above.")

| Count | Respondent % | Response % | | |
|----------------|--------------|------------|---|----------------------------|
| 44 | 72.13% | 28.95% |  | Your race or ethnicity |
| 9 | 14.75% | 5.92% |  | Your religion |
| 34 | 55.74% | 22.37% |  | Your gender |
| 30 | 49.18% | 19.74% |  | Your age |
| 8 | 13.11% | 5.26% |  | Your sexual orientation |
| 5 | 8.20% | 3.29% |  | A disability that you have |
| 8 | 13.11% | 5.26% |  | Your mental health status |
| 6 | 9.84% | 3.95% |  | Your HIV status |
| 8 | 13.11% | 5.26% |  | None of the above |
| 61 Respondents | | | | |
| 152 Responses | | | | |

Q48. Have you ever been informed of your HIV status (that is, whether or not you are HIV-positive) based on the results of an HIV test?

| Count | Percent | | |
|-----------------|---------|---|-----|
| 122 | 53.28% |  | Yes |
| 107 | 46.72% |  | No |
| 229 Respondents | | | |




























Q49. Now we would like you to think about all the people you know. Are there certain people you could go to when you want to talk about personal matters that you wouldn't tell just anyone?

| Count | Percent | | |
|-----------------|---------|---|-----|
| 204 | 89.08% |  | Yes |
| 25 | 10.92% |  | No |
| 229 Respondents | | | |

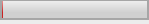




























Q50. In general, how important are religious or spiritual beliefs in your day-to-day life?

| Count | Percent | | |
|-----------------|---------|---|----------------------|
| 6 | 2.61% |  | Not at all important |
| 18 | 7.83% |  | Not too important |
| 70 | 30.43% |  | Fairly important |
| 136 | 59.13% |  | Very important |
| 230 Respondents | | | |

Q51. During the past 30 days, on how many days did you smoke part or all of a cigarette? (Includes menthol and regular cigarettes and loose tobacco rolled into cigarettes.)


| Count | Percent | | |
|-------|---------|---|-------------------------|
| 206 | 91.56% |  | 0 days |
| 7 | 3.11% |  | 1 day |
| 0 | 0.00% |  | 2 days |
| 2 | 0.89% |  | 3 days |
| 2 | 0.89% |  | 4 days |
| 1 | 0.44% |  | 5 days |
| 0 | 0.00% |  | 6 days |
| 0 | 0.00% |  | 7 days |
| 0 | 0.00% |  | 8 days |
| 0 | 0.00% |  | 9 days |
| 0 | 0.00% |  | 10 days |
| 0 | 0.00% |  | 11 days |
| 1 | 0.44% |  | 12 days |
| 0 | 0.00% |  | 13 days |
| 0 | 0.00% |  | 14 days |
| 2 | 0.89% |  | 15 days |
| 0 | 0.00% |  | 16 days |
| 0 | 0.00% |  | 17 days |
| 1 | 0.44% |  | 18 days |
| 0 | 0.00% |  | 19 days |
| 0 | 0.00% |  | 20 days |
| 0 | 0.00% |  | 21 days |
| 0 | 0.00% |  | 22 days |
| 0 | 0.00% |  | 23 days |
| 1 | 0.44% |  | 24 days |
| 1 | 0.44% |  | 25 days |
| 0 | 0.00% |  | 26 days |
| 0 | 0.00% |  | 27 days |
| 0 | 0.00% |  | 28 days |
| 0 | 0.00% |  | 29 days |
| 1 | 0.44% |  | 30 days |
| 0 | 0.00% | | Don't know or can't say |

Q52. During the past 30 days, on how many days did you use other tobacco products? (Includes tobacco product other than cigarettes such as dipping snuff, chewing tobacco, and smoking tobacco from a pipe)

| Count | Percent | | |
|-------|---------|---|---------|
| 210 | 94.17% |  | 0 days |
| 1 | 0.45% |  | 1 day |
| 1 | 0.45% |  | 2 days |
| 0 | 0.00% |  | 3 days |
| 1 | 0.45% |  | 4 days |
| 0 | 0.00% |  | 5 days |
| 2 | 0.90% |  | 6 days |
| 1 | 0.45% |  | 7 days |
| 0 | 0.00% |  | 8 days |
| 0 | 0.00% |  | 9 days |
| 0 | 0.00% |  | 10 days |
| 0 | 0.00% |  | 11 days |
| 0 | 0.00% |  | 12 days |
| 0 | 0.00% |  | 13 days |
| 0 | 0.00% |  | 14 days |
| 2 | 0.90% |  | 15 days |
| 0 | 0.00% |  | 16 days |
| 0 | 0.00% |  | 17 days |
| 1 | 0.45% |  | 18 days |
| 0 | 0.00% |  | 19 days |
| 0 | 0.00% |  | 20 days |
| 0 | 0.00% |  | 21 days |
| 0 | 0.00% |  | 22 days |
| 0 | 0.00% |  | 23 days |
| 0 | 0.00% |  | 24 days |
| 1 | 0.45% |  | 25 days |
| 0 | 0.00% |  | 26 days |
| 0 | 0.00% |  | 27 days |
| 0 | 0.00% |  | 28 days |
| 0 | 0.00% |  | 29 days |
| 3 | 1.35% |  | 30 days |

0












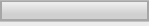



















0.00%



Don't know or can't say

223 Respondents




Q53. During the past 30 days, on how many days did you use electronic vapor products?

| Count | Percent | | |
|-------|---------|---|-------------------------|
| 213 | 95.52% |  | 0 days |
| 2 | 0.90% |  | 1 day |
| 0 | 0.00% |  | 2 days |
| 0 | 0.00% |  | 3 days |
| 0 | 0.00% |  | 4 days |
| 2 | 0.90% |  | 5 days |
| 1 | 0.45% |  | 6 days |
| 2 | 0.90% |  | 7 days |
| 0 | 0.00% |  | 8 days |
| 0 | 0.00% |  | 9 days |
| 1 | 0.45% |  | 10 days |
| 0 | 0.00% |  | 11 days |
| 0 | 0.00% |  | 12 days |
| 0 | 0.00% |  | 13 days |
| 0 | 0.00% |  | 14 days |
| 0 | 0.00% |  | 15 days |
| 0 | 0.00% |  | 16 days |
| 0 | 0.00% |  | 17 days |
| 0 | 0.00% |  | 18 days |
| 0 | 0.00% |  | 19 days |
| 1 | 0.45% |  | 20 days |
| 0 | 0.00% |  | 21 days |
| 0 | 0.00% |  | 22 days |
| 0 | 0.00% |  | 23 days |
| 0 | 0.00% |  | 24 days |
| 0 | 0.00% |  | 25 days |
| 0 | 0.00% |  | 26 days |
| 0 | 0.00% |  | 27 days |
| 0 | 0.00% |  | 28 days |
| 0 | 0.00% |  | 29 days |
| 1 | 0.45% |  | 30 days |
| 0 | 0.00% | | Don't know or can't say |

Q54. During the past 30 days, on how many days did you drink one or more drinks of an alcoholic beverage?

| Count | Percent | | |
|-------|---------|--|-------------------------|
| 110 | 49.55% | | 0 days |
| 34 | 15.32% | | 1 day |
| 22 | 9.91% | | 2 days |
| 14 | 6.31% | | 3 days |
| 10 | 4.50% | | 4 days |
| 12 | 5.41% | | 5 days |
| 0 | 0.00% | | 6 days |
| 2 | 0.90% | | 7 days |
| 0 | 0.00% | | 8 days |
| 2 | 0.90% | | 9 days |
| 8 | 3.60% | | 10 days |
| 0 | 0.00% | | 11 days |
| 3 | 1.35% | | 12 days |
| 1 | 0.45% | | 13 days |
| 0 | 0.00% | | 14 days |
| 1 | 0.45% | | 15 days |
| 0 | 0.00% | | 16 days |
| 0 | 0.00% | | 17 days |
| 1 | 0.45% | | 18 days |
| 0 | 0.00% | | 19 days |
| 0 | 0.00% | | 20 days |
| 0 | 0.00% | | 21 days |
| 0 | 0.00% | | 22 days |
| 0 | 0.00% | | 23 days |
| 0 | 0.00% | | 24 days |
| 0 | 0.00% | | 25 days |
| 0 | 0.00% | | 26 days |
| 0 | 0.00% | | 27 days |
| 1 | 0.45% | | 28 days |
| 0 | 0.00% | | 29 days |
| 0 | 0.00% | | 30 days |
| 1 | 0.45% | | Don't know or can't say |












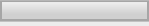



















Q55. During the past 30 days, on how many days did you have 5 or more drinks on the same occasion? (By "occasion," we mean at the same time or within a couple of hours of each other.)

| Count | Percent | | |
|-------|---------|---|-------------------------|
| 180 | 82.57% |  | 0 days |
| 18 | 8.26% |  | 1 day |
| 4 | 1.83% |  | 2 days |
| 5 | 2.29% |  | 3 days |
| 4 | 1.83% |  | 4 days |
| 3 | 1.38% |  | 5 days |
| 0 | 0.00% |  | 6 days |
| 0 | 0.00% |  | 7 days |
| 0 | 0.00% |  | 8 days |
| 0 | 0.00% |  | 9 days |
| 3 | 1.38% |  | 10 days |
| 0 | 0.00% |  | 11 days |
| 0 | 0.00% |  | 12 days |
| 0 | 0.00% |  | 13 days |
| 0 | 0.00% |  | 14 days |
| 0 | 0.00% |  | 15 days |
| 0 | 0.00% |  | 16 days |
| 0 | 0.00% |  | 17 days |
| 0 | 0.00% |  | 18 days |
| 0 | 0.00% |  | 19 days |
| 0 | 0.00% |  | 20 days |
| 0 | 0.00% |  | 21 days |
| 0 | 0.00% |  | 22 days |
| 0 | 0.00% |  | 23 days |
| 0 | 0.00% |  | 24 days |
| 1 | 0.46% |  | 25 days |
| 0 | 0.00% |  | 26 days |
| 0 | 0.00% |  | 27 days |
| 0 | 0.00% |  | 28 days |
| 0 | 0.00% |  | 29 days |
| 0 | 0.00% |  | 30 days |
| 0 | 0.00% | | Don't know or can't say |












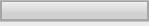



















Q56. During the past 30 days, on how many days did you use marijuana or hashish?

| Count | Percent | | |
|-------|---------|--|-------------------------|
| 177 | 78.67% | | 0 days |
| 8 | 3.56% | | 1 day |
| 5 | 2.22% | | 2 days |
| 3 | 1.33% | | 3 days |
| 3 | 1.33% | | 4 days |
| 2 | 0.89% | | 5 days |
| 1 | 0.44% | | 6 days |
| 1 | 0.44% | | 7 days |
| 1 | 0.44% | | 8 days |
| 1 | 0.44% | | 9 days |
| 2 | 0.89% | | 10 days |
| 0 | 0.00% | | 11 days |
| 0 | 0.00% | | 12 days |
| 0 | 0.00% | | 13 days |
| 0 | 0.00% | | 14 days |
| 2 | 0.89% | | 15 days |
| 0 | 0.00% | | 16 days |
| 0 | 0.00% | | 17 days |
| 1 | 0.44% | | 18 days |
| 0 | 0.00% | | 19 days |
| 1 | 0.44% | | 20 days |
| 1 | 0.44% | | 21 days |
| 0 | 0.00% | | 22 days |
| 0 | 0.00% | | 23 days |
| 0 | 0.00% | | 24 days |
| 1 | 0.44% | | 25 days |
| 0 | 0.00% | | 26 days |
| 0 | 0.00% | | 27 days |
| 2 | 0.89% | | 28 days |
| 0 | 0.00% | | 29 days |
| 8 | 3.56% | | 30 days |
| 5 | 2.22% | | Don't know or can't say |












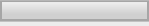


















Q57. During the past 30 days, on how many days did you use any other illegal drug?

| Count | Percent | | |
|-------|---------|---|-------------------------|
| 217 | 96.88% |  | 0 days |
| 3 | 1.34% |  | 1 day |
| 0 | 0.00% |  | 2 days |
| 0 | 0.00% |  | 3 days |
| 0 | 0.00% |  | 4 days |
| 0 | 0.00% |  | 5 days |
| 0 | 0.00% |  | 6 days |
| 0 | 0.00% |  | 7 days |
| 1 | 0.45% |  | 8 days |
| 1 | 0.45% |  | 9 days |
| 1 | 0.45% |  | 10 days |
| 0 | 0.00% |  | 11 days |
| 0 | 0.00% |  | 12 days |
| 0 | 0.00% |  | 13 days |
| 0 | 0.00% |  | 14 days |
| 0 | 0.00% |  | 15 days |
| 0 | 0.00% |  | 16 days |
| 0 | 0.00% |  | 17 days |
| 0 | 0.00% |  | 18 days |
| 0 | 0.00% |  | 19 days |
| 1 | 0.45% |  | 20 days |
| 0 | 0.00% |  | 21 days |
| 0 | 0.00% |  | 22 days |
| 0 | 0.00% |  | 23 days |
| 0 | 0.00% |  | 24 days |
| 0 | 0.00% |  | 25 days |
| 0 | 0.00% |  | 26 days |
| 0 | 0.00% |  | 27 days |
| 0 | 0.00% |  | 28 days |
| 0 | 0.00% |  | 29 days |
| 0 | 0.00% |  | 30 days |
| 0 | 0.00% | | Don't know or can't say |


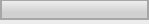

















Q58. During the past 30 days, on how many days have you used prescription drugs without a doctor's orders, in order to feel good or to get high?

| Count | Percent | | |
|-------|---------|---|-------------------------|
| 216 | 97.30% |  | 0 days |
| 1 | 0.45% |  | 1 day |
| 0 | 0.00% |  | 2 days |
| 0 | 0.00% |  | 3 days |
| 2 | 0.90% |  | 4 days |
| 0 | 0.00% |  | 5 days |
| 0 | 0.00% |  | 6 days |
| 0 | 0.00% |  | 7 days |
| 0 | 0.00% |  | 8 days |
| 0 | 0.00% |  | 9 days |
| 0 | 0.00% |  | 10 days |
| 0 | 0.00% |  | 11 days |
| 0 | 0.00% |  | 12 days |
| 0 | 0.00% |  | 13 days |
| 0 | 0.00% |  | 14 days |
| 0 | 0.00% |  | 15 days |
| 0 | 0.00% |  | 16 days |
| 1 | 0.45% |  | 17 days |
| 0 | 0.00% |  | 18 days |
| 0 | 0.00% |  | 19 days |
| 0 | 0.00% |  | 20 days |
| 0 | 0.00% |  | 21 days |
| 0 | 0.00% |  | 22 days |
| 0 | 0.00% |  | 23 days |
| 0 | 0.00% |  | 24 days |
| 0 | 0.00% |  | 25 days |
| 0 | 0.00% |  | 26 days |
| 0 | 0.00% |  | 27 days |
| 1 | 0.45% |  | 28 days |
| 0 | 0.00% |  | 29 days |
| 1 | 0.45% |  | 30 days |
| 0 | 0.00% | | Don't know or can't say |



Q59. During the past 30 days, on how many days did you use synthetic marijuana (also called K2, Spice, fake weed, King Kong, Yucatan Fire, Skunk, or Moon Rocks)?



| Count | Percent | | |
|-------|---------|---|-------------------------|
| 218 | 98.20% |  | 0 days |
| 1 | 0.45% |  | 1 day |
| 1 | 0.45% |  | 2 days |
| 1 | 0.45% |  | 3 days |
| 0 | 0.00% |  | 4 days |
| 0 | 0.00% |  | 5 days |
| 0 | 0.00% |  | 6 days |
| 0 | 0.00% |  | 7 days |
| 0 | 0.00% |  | 8 days |
| 1 | 0.45% |  | 9 days |
| 0 | 0.00% |  | 10 days |
| 0 | 0.00% |  | 11 days |
| 0 | 0.00% |  | 12 days |
| 0 | 0.00% |  | 13 days |
| 0 | 0.00% |  | 14 days |
| 0 | 0.00% |  | 15 days |
| 0 | 0.00% |  | 16 days |
| 0 | 0.00% |  | 17 days |
| 0 | 0.00% |  | 18 days |
| 0 | 0.00% |  | 19 days |
| 0 | 0.00% |  | 20 days |
| 0 | 0.00% |  | 21 days |
| 0 | 0.00% |  | 22 days |
| 0 | 0.00% |  | 23 days |
| 0 | 0.00% |  | 24 days |
| 0 | 0.00% |  | 25 days |
| 0 | 0.00% |  | 26 days |
| 0 | 0.00% |  | 27 days |
| 0 | 0.00% |  | 28 days |
| 0 | 0.00% |  | 29 days |
| 0 | 0.00% |  | 30 days |
| 0 | 0.00% | | Don't know or can't say |



Q60. This question is SPECIFICALLY ABOUT INJECTED DRUGS. During the past 30 days, on how many days have you injected any drugs? (Count only injections without a doctor's orders - ones you used to feel good or to get high.)



| Count | Percent | | |
|-------|---------|---|---------|
| 222 | 99.55% |  | 0 days |
| 0 | 0.00% |  | 1 day |
| 0 | 0.00% |  | 2 days |
| 0 | 0.00% |  | 3 days |
| 0 | 0.00% |  | 4 days |
| 0 | 0.00% |  | 5 days |
| 0 | 0.00% |  | 6 days |
| 0 | 0.00% |  | 7 days |
| 0 | 0.00% |  | 8 days |
| 0 | 0.00% |  | 9 days |
| 0 | 0.00% |  | 10 days |
| 0 | 0.00% |  | 11 days |
| 0 | 0.00% |  | 12 days |
| 0 | 0.00% |  | 13 days |
| 0 | 0.00% |  | 14 days |
| 1 | 0.45% |  | 15 days |
| 0 | 0.00% |  | 16 days |
| 0 | 0.00% |  | 17 days |
| 0 | 0.00% |  | 18 days |
| 0 | 0.00% |  | 19 days |
| 0 | 0.00% |  | 20 days |
| 0 | 0.00% |  | 21 days |
| 0 | 0.00% |  | 22 days |
| 0 | 0.00% |  | 23 days |
| 0 | 0.00% |  | 24 days |
| 0 | 0.00% |  | 25 days |
| 0 | 0.00% |  | 26 days |
| 0 | 0.00% |  | 27 days |
| 0 | 0.00% |  | 28 days |
| 0 | 0.00% |  | 29 days |
| 0 | 0.00% |  | 30 days |






| | | | |
|-----------------|-------|---|-------------------------|
| 0 | 0.00% |  | Don't know or can't say |
| 223 Respondents | | | |

| Q61. Have you ever felt you should cut down on your drinking? | | | |
|---|---------|---|-----|
| Count | Percent | | |
| 47 | 20.89% |  | Yes |
| 178 | 79.11% |  | No |
| 225 Respondents | | | |




| Q62. Have people annoyed you by criticizing your drinking? | | | |
|--|---------|---|-----|
| Count | Percent | | |
| 18 | 8.11% |  | Yes |
| 204 | 91.89% |  | No |
| 222 Respondents | | | |

| Q63. Have you ever felt bad or guilty about your drinking? | | | |
|--|---------|---|-----|
| Count | Percent | | |
| 28 | 12.50% |  | Yes |
| 196 | 87.50% |  | No |
| 224 Respondents | | | |

| Q64. Have you ever had a drink first thing in the morning to steady your nerves or to get rid of a hangover? | | | |
|--|---------|---|-----|
| Count | Percent | | |
| 10 | 4.44% |  | Yes |
| 215 | 95.56% |  | No |
| 225 Respondents | | | |

| Q65. During the past 30 days, has your use of alcohol or drugs caused you to have emotional problems? | | | |
|---|---------|---|--|
| Count | Percent | | |
| 95 | 42.41% |  | I have not used alcohol or drugs in the past 30 days |
| 119 | 53.13% |  | Not at all |
| 7 | 3.13% |  | Somewhat |
| 1 | 0.45% |  | Considerably |
| 2 | 0.89% |  | Extremely |
| 224 Respondents | | | |

Q66. Now thinking about your mental health, which includes stress, depression, and problems with emotions, for how many days during the past 30 days was your mental health NOT good? Responses: If "None," enter "0 days." Otherwise, enter number of days in the past 30 days.

| Count | Percent | | |
|-------|---------|---|---------|
| 145 | 64.44% |  | 0 days |
| 9 | 4.00% |  | 1 day |
| 15 | 6.67% |  | 2 days |
| 9 | 4.00% |  | 3 days |
| 1 | 0.44% |  | 4 days |
| 9 | 4.00% |  | 5 days |
| 3 | 1.33% |  | 6 days |
| 6 | 2.67% |  | 7 days |
| 1 | 0.44% |  | 8 days |
| 0 | 0.00% |  | 9 days |
| 8 | 3.56% |  | 10 days |
| 1 | 0.44% |  | 11 days |
| 1 | 0.44% |  | 12 days |
| 0 | 0.00% |  | 13 days |
| 2 | 0.89% |  | 14 days |
| 6 | 2.67% |  | 15 days |
| 0 | 0.00% |  | 16 days |
| 0 | 0.00% |  | 17 days |
| 2 | 0.89% |  | 18 days |
| 0 | 0.00% |  | 19 days |
| 2 | 0.89% |  | 20 days |
| 0 | 0.00% |  | 21 days |
| 0 | 0.00% |  | 22 days |
| 0 | 0.00% |  | 23 days |
| 1 | 0.44% |  | 24 days |
| 0 | 0.00% |  | 25 days |
| 0 | 0.00% |  | 26 days |
| 0 | 0.00% |  | 27 days |
| 0 | 0.00% |  | 28 days |
| 0 | 0.00% |  | 29 days |
| 4 | 1.78% |  | 30 days |

| | | | |
|-----------------|-------|--|-------------------------|
| 0 | 0.00% | | Don't know or can't say |
| 225 Respondents | | | |

Q67. Have you ever had sex (vaginal, oral, or anal)?

| Count | Percent | | |
|-----------------|---------|--|-----|
| 195 | 88.24% | | Yes |
| 26 | 11.76% | | No |
| 221 Respondents | | | |

Q68. Have you had sex (vaginal, oral, or anal) in the past 30 days?

| Count | Percent | | |
|-----------------|---------|--|-----|
| 139 | 62.61% | | Yes |
| 83 | 37.39% | | No |
| 222 Respondents | | | |

Q69. The last time you had sex (vaginal, oral, or anal), was it protected or unprotected?

| Count | Percent | | |
|-----------------|---------|--|----------------------|
| 23 | 10.36% | | I have never had sex |
| 106 | 47.75% | | Protected |
| 93 | 41.89% | | Unprotected |
| 222 Respondents | | | |

Q70. Have you ever had sex with a man?

| Count | Percent | | |
|-----------------|---------|--|-----|
| 152 | 68.78% | | Yes |
| 69 | 31.22% | | No |
| 221 Respondents | | | |




Q71. Have you ever had sex with a woman?

| Count | Percent | | |
|-----------------|---------|--|-----|
| 71 | 32.13% | | Yes |
| 150 | 67.87% | | No |
| 221 Respondents | | | |




Q72. During the past 3 months, how many sexual partners have you had?

| Count | Percent | | |
|-----------------|---------|---|-------------------|
| 51 | 23.29% |  | None |
| 124 | 56.62% |  | 1 person |
| 23 | 10.50% |  | 2 people |
| 13 | 5.94% |  | 3 people |
| 4 | 1.83% |  | 4 people |
| 0 | 0.00% |  | 5 people |
| 1 | 0.46% |  | 6 people |
| 2 | 0.91% |  | 7 people |
| 0 | 0.00% |  | 8 people |
| 0 | 0.00% |  | 9 people |
| 1 | 0.46% |  | 10 people or more |
| 219 Respondents | | | |




Q73. If you have ever had unprotected sex (vaginal, oral, or anal) with someone in exchange for money, drugs, or shelter, when was the last time you did?

| Count | Percent | | |
|-----------------|---------|---|--|
| 218 | 98.64% |  | Never had unprotected sex in exchange for money, drugs, or shelter |
| 2 | 0.90% |  | Within the past 3 months |
| 1 | 0.45% |  | More than 3 months ago |
| 221 Respondents | | | |




Q74. If you have ever had unprotected sex (vaginal, oral, or anal) with someone in exchange for money, drugs, or shelter, when was the last time you did?

| Count | Percent | | |
|-----------------|---------|---|--|
| 219 | 98.65% |  | Never had sex with someone known to have HIV/AIDS or another STD |
| 3 | 1.35% |  | Within the past 3 months |
| 0 | 0.00% |  | More than 3 months ago |
| 222 Respondents | | | |

Q75. If you have ever had unprotected sex (vaginal, oral, or anal) with someone who you knew was, or whom you suspected of being, an injected drug user, when was the last time you did?

| Count | Percent | | |
|-----------------|---------|---|--|
| 219 | 99.10% |  | Never had sex with an injected drug user |
| 0 | 0.00% |  | Within the past 3 months |
| 2 | 0.90% |  | More than 3 months ago |
| 221 Respondents | | | |


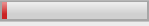


Q76. If you have ever had sex while you were under the influence of drugs or alcohol, when was the last time you did?

| Count | Percent | | |
|-------|-------------|---|---|
| 152 | 68.78% |  | Never had sex while under the influence of drugs or alcohol |
| 30 | 13.57% |  | Within the past 3 months |
| 39 | 17.65% |  | More than 3 months ago |
| 221 | Respondents | | |




Q77. In the past 3 months, how often has anyone with whom you had an intimate relationship (sexual or not) abused you emotionally, physically, or sexually?

| Count | Percent | | |
|-------|-------------|---|------------|
| 197 | 89.55% |  | Never |
| 13 | 5.91% |  | Rarely |
| 9 | 4.09% |  | Sometimes |
| 1 | 0.45% |  | Often |
| 0 | 0.00% |  | Very often |
| 220 | Respondents | | |

Q78. During the past 12 months, how many times have you had unwanted sex (vaginal, oral, or anal) either because someone physically forced you or because you were too drunk or out of it to know what was happening?

| Count | Percent | | |
|-------|-------------|--|-----------------|
| 208 | 93.27% |  | Never |
| 8 | 3.59% |  | Once |
| 3 | 1.35% |  | Twice |
| 4 | 1.79% |  | 3 or more times |
| 223 | Respondents | | |

Q79. Describe your current relationship status.

| Count | Percent | | |
|-------|-------------|---|---|
| 166 | 76.15% |  | Never married and never permanently partnered |
| 42 | 19.27% |  | Legally married or living with a permanent partner |
| 10 | 4.59% |  | Separated, divorced (or broken up with a permanent partner), or widowed |
| 218 | Respondents | | |

Q80. With whom do you live? (Mark the answer that describes you best)

| Count | Respondent % | Response % | | |
|-----------------|--------------|------------|--|---|
| 37 | 16.89% | 15.48% | | Alone |
| 43 | 19.63% | 17.99% | | With partner or spouse |
| 25 | 11.42% | 10.46% | | With parents |
| 8 | 3.65% | 3.35% | | With relatives other than spouse or parents |
| 115 | 52.51% | 48.12% | | With friends or roommates |
| 11 | 5.02% | 4.60% | | Other |
| 219 Respondents | | | | |
| 239 Responses | | | | |

Q81. Describe where you live.

| Count | Percent | | |
|-----------------|---------|--|---|
| 73 | 33.18% | | In my own home or apartment |
| 10 | 4.55% | | In a relative's home |
| 0 | 0.00% | | In a group home (not on a college campus) |
| 133 | 60.45% | | In campus housing |
| 0 | 0.00% | | In a foster home |
| 1 | 0.45% | | Homeless or in a shelter |
| 3 | 1.36% | | Other |
| 220 Respondents | | | |




Q82. If you have children, during the past 12 months, how many times have you talked with your children about the dangers or problems associated with the use of tobacco, alcohol, or drugs?

| Count | Percent | | |
|-----------------|---------|--|---------------------------|
| 162 | 73.97% | | I don't have any children |
| 20 | 9.13% | | 0 times |
| 3 | 1.37% | | 1 to 2 times |
| 10 | 4.57% | | A few times |
| 18 | 8.22% | | Many times |
| 6 | 2.74% | | Don't know or can't say |
| 219 Respondents | | | |





Q83. Think about the household members who live with you right now. About how much income have you and your family members made in the last year before taxes? (Include child support and cash payments from the government - for example, welfare (TANF), SSI, or unemployment compensation)

| Count | Percent | | |
|-------|-------------|---|--------------------|
| 98 | 45.37% |  | \$0 - \$10,000 |
| 48 | 22.22% |  | \$10,001-\$30,000 |
| 43 | 19.91% |  | \$30,001-\$50,000 |
| 14 | 6.48% |  | \$50,001-\$70,000 |
| 13 | 6.02% |  | More than \$70,000 |
| 216 | Respondents | | |

Q84. Do you have medical or health care insurance?

| Count | Percent | | |
|-------|-------------|---|---|
| 50 | 22.83% |  | No |
| 95 | 43.38% |  | Yes, I obtained it through a health insurance marketplace |
| 74 | 33.79% |  | Yes, I obtained it through a source other than a health insurance marketplace |
| 219 | Respondents | | |

Q85. Would you be more or less likely to want to work for an employer that tests its employees for drug or alcohol use on a random basis? Would you say more likely, less likely, or would it make no difference to you? (Mark one)

| Count | Percent | | |
|-------|-------------|---|--------------------------|
| 59 | 26.82% |  | More likely |
| 22 | 10.00% |  | Less likely |
| 123 | 55.91% |  | Would make no difference |
| 16 | 7.27% |  | Don't know or can't say |
| 220 | Respondents | | |

Q86. How truthful were you when answering the questions?

| Count | Percent | | |
|-------|-------------|---|---------------------|
| 203 | 92.27% |  | Very truthful |
| 14 | 6.36% |  | Somewhat truthful |
| 0 | 0.00% |  | Somewhat untruthful |
| 3 | 1.36% |  | Very untruthful |
| 220 | Respondents | | |